







English and Maths

English and Maths activities will be directed by your child's class teacher on Seesaw every day. These activities can be found in the English and Maths activity books your child will be given. These workbooks are matched to your child's stage of learning and are linked to the National Curriculum taught in school.



(Reception – Year 4)



(Year 5 and 6)

As children complete tasks, photographs of completed work should be uploaded onto Seesaw, where class teachers will be able to assess your child's learning, give feedback and plan further teaching.

Class teachers will also post links to additional Oak National Academy English and Maths activities on Seesaw, should your child wish to extend their learning.

Foundation Subjects

As well as English and Maths, teachers will post activities on Seesaw covering a range of foundation subjects. These activities can usually be completed on paper, photographed, and uploaded onto Seesaw for your child's teacher to assess.

Keeping in Touch Activity

These will be simple activities that will allow your child to explore their feelings and a chance to keep in touch with their teacher while they are at home.

Other Activities

Any other activities that your child takes part in at home can be uploaded to Seesaw to share with their class teachers. This could include things like cooking, crafts or similar activities. These activities can be placed in the 'Home Learning' folder found on Seesaw.

Contact with Class Teachers

Teachers will be working to support teaching and learning between the hours of 9am and 4.30pm each day. They will respond to any queries as soon as they can.

Children can expect to hear from their teacher on Seesaw twice a day:

- Teachers will post activities on Seesaw each morning, by 9am.
- By the end of each school day (no later than 4.30pm) teachers will respond to any work submitted or messages sent. Please upload photos of your child's work before 3:30pm.

Using Seesaw

The 3 main areas of Seesaw are the Journal, Activities and Inbox tabs.



The Journal is a record of your child's home learning. It is also an area that can be used to share additional learning that has taken place outside of school.

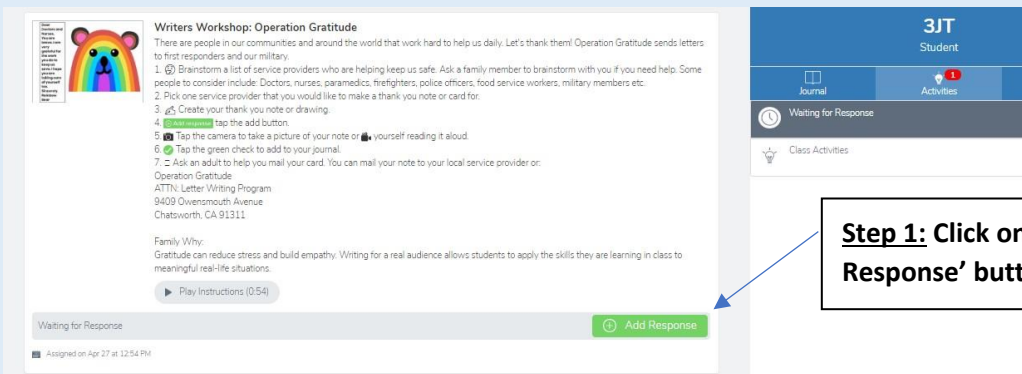


The Activities tab is where you will find your child's activities for each day.



Teachers can post messages directly to your child using the Inbox tab.

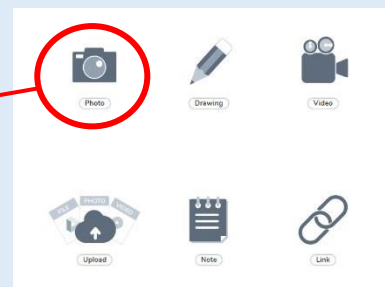
How to respond to an activity:



Step 1: Click on the green 'Add Response' button

Step 2: Choose a Seesaw tool to respond to the activity.

Most activities set will require a response using the photo option. Select the camera, photograph their work and click the green tick to upload the photograph.



Additional Websites to Support Remote Learning

Children should have logins to access these websites. Please contact your child's teacher at talktoteacher@carvilleprimary.co.uk if they do not have them.

www.purplemash.com/carville (All year groups)

www.oxfordowl.co.uk (Floppy's Phonics for EY and KS1)

www.mathletics.com (KS2)

login.readiwriter.com (KS2)

trockstars.com (KS2)

